



Sri Venkateswara College of Engineering
 DEPARTMENT OF MANAGEMENT STUDIES
 UNIVERSITY RESULT ANALYSIS

Format No.	ACD16
Rev. No.	00
Date	01/09/2010
Page	1 of 1

SEMESTER: I
 SUBJECTWISE

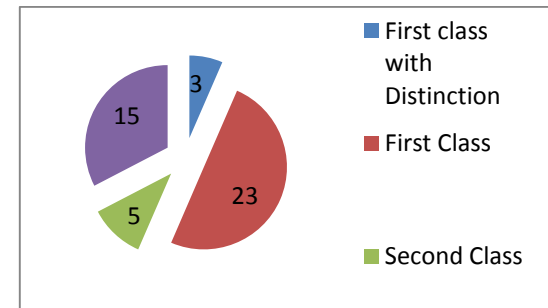
EXAMINATION: JAN 2011

Sl. No.	Sub.Code	Subject	Faculty Name	Total Appeared	Total Passed	Pass %
1.	10MBA11	MANAGEMENT AND BEHAVIOURAL PROCESS	Dr.N MOHAN	47	39	83
2.	10MBA12	MANAGERIAL ECONOMICS	Dr. A MALLAPPA	47	44	94
3.	10MBA13	STATISTICS FOR MANAGEMENT	Mrs. BHAYA J S	47	35	75
4.	10MBA14	ACCOUNTING FOR MANAGERS	Ms. POOJA NAIDU	47	40	85
5.	10MBA15	MANAGEMENT INFORMATION SYSTEM	Mr. MANOJ KUMAR MISHRA	47	45	96
6.	10MBA16	MARKETING MANAGEMENT	Mr. RAGHAVENDRA K	47	41	87
7.	10MBA17	BUSINESS COMMUNICATION	Mrs. ANSHU RANI SINGH	47	45	96
8.						

Number Appeared	FCD	FC	SC	Number Passed	Number Failed
47	03	23	05	31+1*	15

PROGRESSIVE PERFORMANCE

ACADEMIC YEAR →	2009-10	2010-11
Students Appeared	50	47
First class with Distinction	2	03
First Class	17	23
Second Class	3	05
Total Passed	22	32
Failed	26	15
Pass Percentage	45.83	68%



TOP FIVE STUDENTS

USN	NAME	SCORE	%
1VE10MBA05	ASIF AHMED	823	78.3%
1VE10MBA22	KULDEEP SINGH K	762	73.25
1VE10MBA30	RAJESH SINGH BOURA	735	70.0%
1VE10MBA16	HEM CHANDRA UPRETI	726	69.14%
1VE10MBA24	MALASHREE H	701	66.76%
1VE10MBA26	NITIN BISHT	697	66.38%

FAILED STUDENTS DATA:

Total no. of students failed in one subject : 7
 Total no. of students failed in two subjects : 4
 Total no. of students failed in three subjects : 1
 Total no. of students failed in four or more subjects: 3

Chief Co-ordinator

HOD



Sri Venkateswara College of Engineering
DEPARTMENT OF MANAGEMENT STUDIES
UNIVERSITY RESULT ANALYSIS

Format No.	ACD16
Rev. No.	00
Date	01/09/2010
Page	1 of 1

SEMESTER: III
 SUBJECTWISE

CORE PAPERS

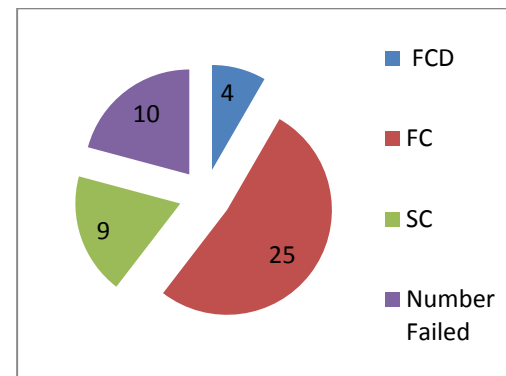
EXAMINATION: DEC 2010

Sl. No.	Sub.Code	Subject	Faculty Name	Total Appeared	Total Passed	Pass %
1.	08MBA31	STRATEGIC MANAGEMENT	Ms. POOJA NAIDU	48	45	94
2.	08MBA32	MANAGEMENT ACCOUNTING AND CONTORL SYSTEMS	Mr. KARTHIK REDDY	48	42	88
3.	08MBA33	OPRETATIONS MANAGEMENT	Mr. MANOJ KUMAR MISHRA	48	47	98

Number Appeared	FCD	FC	SC	Number Passed	Number Failed
48	04	25	09	38	10

PROGRESSIVE PERFORMANCE

ACADEMIC YEAR	→	2010-11
Students Appeared		48
First class with Distinction		04
First Class		25
Second Class		09
Total Passed		38
Failed		10
Pass Percentage		80%



FAILED STUDENTS DATA:

Total no. of students failed in one subject : 03
 Total no. of students failed in two subjects : 04
 Total no. of students failed in three subjects : 02
 Total no. of students failed in four or more subjects: 01

TOP FIVE STUDENTS

USN	NAME	SCORE	%
1VE09MBA49	YOGEESSHA N	760	72.38%
1VE09MBA04	APARNA S N	742	70.67%
1VE09MBA31	NISHA RANI MAURYA	742	70.67%
1VE09MBA43	SUNITHA K N	735	70.00%
1VE09MBA13	DIVYA P	726	69.16%



Sri Venkateswara College of Engineering
DEPARTMENT OF MANAGEMENT STUDIES
UNIVERSITY RESULT ANALYSIS

Format No.	ACD16
Rev. No.	00
Date	01/09/2010
Page	1 of 1

SEMESTER: III
SUBJECTWISE

SPECIALIZATION: FINANCE

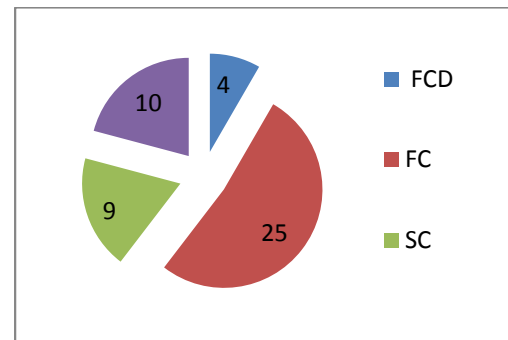
EXAMINATION: DEC 2010

Sl. No.	Sub.Code	Subject	Faculty Name	Total Appeared	Total Passed	Pass %
1.	08MBAFM321	ADVANCED FINANCIAL MANAGEMENT	Mr. KARTHIK REDDY	29	26	90
2.	08MBAFM322	SECURITY ANALYSIS AND PORTFOLIO MANAGEMENT	Mr. KARTHIK REDDY	29	26	90
3.	08MBAFM323	MERGERS ACQUISITIONS AND CORPORATE RESTRUCTURING	Ms. POOJA NAIDU	29	29	100
4.	08MBAFM324	MERCHANT BANKING AND FINANCIAL SER	Dr. N MOHAN	29	29	100

Number Appeared	FCD	FC	SC	Number Passed	Number Failed
48	04	25	09	38	10

PROGRESSIVE PERFORMANCE

ACADEMIC YEAR	→	2010-11
Students Appeared		48
First class with Distinction		04
First Class		25
Second Class		09
Total Passed		38
Failed		10
Pass Percentage		80%



FAILED STUDENTS DATA:

Total no. of students failed in one subject : 03
 Total no. of students failed in two subjects : 04
 Total no. of students failed in three subjects : 02
 Total no. of students failed in four or more subjects: 01

TOP FIVE STUDENTS

USN	NAME	SCORE	%
1VE09MBA49	YOGESHA N	760	72.38%
1VE09MBA04	APARNA S N	742	70.67%
1VE09MBA31	NISHA RANI MAURYA	742	70.67%
1VE09MBA43	SUNITHA K N	735	70.00%
1VE09MBA13	DIVYA P	726	69.16%



Sri Venkateswara College of Engineering
DEPARTMENT OF MANAGEMENT STUDIES
UNIVERSITY RESULT ANALYSIS

Format No.	ACD16
Rev. No.	00
Date	01/09/2010
Page	1 of 1

SEMESTER: III
SUBJECTWISE

SPECIALIZATION: MARKETING

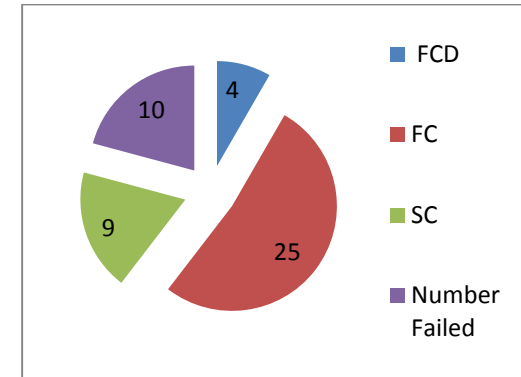
EXAMINATION: DEC 2010

Sl. No.	Sub.Code	Subject	Faculty Name	Total Appeared	Total Passed	Pass %
1.	08MBAMM311	BUSINESS MARKETING	Mr. S KRISHNA SUMAN	08	08	100
2.	08MBAMM312	SALES AND RETAIL MANAGEMENT	Mr. S KRISHNA SUMAN	08	08	100
3.	08MBAMM313	CONSUMER BEHAVIOUR	Mrs. ANSHU RANI SINGH	08	08	100
4.	08MBAMM314	SERVICE MARKETING	Mr. RAGHAVENDRA K	08	08	100

Number Appeared	FCD	FC	SC	Number Passed	Number Failed
48	04	25	09	38	10

PROGRESSIVE PERFORMANCE

ACADEMIC YEAR →	2010-11
Students Appeared	48
First class with Distinction	04
First Class	25
Second Class	09
Total Passed	38
Failed	10
Pass Percentage	80%



FAILED STUDENTS DATA:

Total no. of students failed in one subject : 03
 Total no. of students failed in two subjects : 04
 Total no. of students failed in three subjects : 02
 Total no. of students failed in four or more subjects: 01

TOP FIVE STUDENTS

USN	NAME	SCORE	%
1VE09MBA49	YOGESHA N	760	72.38%
1VE09MBA04	APARNA S N	742	70.67%
1VE09MBA31	NISHA RANI MAURYA	742	70.67%
1VE09MBA43	SUNITHA K N	735	70.00%
1VE09MBA13	DIVYA P	726	69.16%



Sri Venkateswara College of Engineering
 DEPARTMENT OF MANAGEMENT STUDIES
 UNIVERSITY RESULT ANALYSIS

Format No.	ACD16
Rev. No.	00
Date	01/09/2010
Page	1 of 1

SEMESTER: III
 SUBJECTWISE

SPECIALIZATION: HUMAN RESOURCE

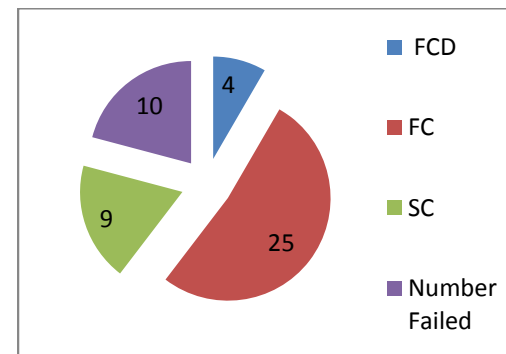
EXAMINATION: DEC 2010

Sl. No.	Sub.Code	Subject	Faculty Name	Total Appeared	Total Passed	Pass %
1.	08MBAHR341	ORGANISATIONS DESIGN AND ORGANISATION DEVELOPMENT	Mr. RSS RAO	11	10	91
2.	08MBAHR342	LEGAL ENVIRONMENT AND INDUSTRIAL LEGISLATIONS	Mr. RSS RAO	11	11	100
3.	08MBAHR343	PERFORMANCE MANAGEMENT AND COMPETENCY MAPPING	Mrs RICHA AWASTHI	11	11	100
4.	08MBAHR344	PERSONAL GROWTH AND INTER-PERSONAL EFFICTIVENESS	Mrs. RICHA AWASTHI	11	11	100

Number Appeared	FCD	FC	SC	Number Passed	Number Failed
48	04	25	09	38	10

PROGRESSIVE PERFORMANCE

ACADEMIC YEAR	→	2010-11
Students Appeared		48
First class with Distinction		04
First Class		25
Second Class		09
Total Passed		38
Failed		10
Pass Percentage		80%



FAILED STUDENTS DATA:

Total no. of students failed in one subject : 03
 Total no. of students failed in two subjects : 04
 Total no. of students failed in three subjects : 02
 Total no. of students failed in four or more subjects: 01

TOP FIVE STUDENTS

USN	NAME	SCORE	%
1VE09MBA49	YOGESHA N	760	72.38%
1VE09MBA04	APARNA S N	742	70.67%
1VE09MBA31	NISHA RANI MAURYA	742	70.67%
1VE09MBA43	SUNITHA K N	735	70.00%
1VE09MBA13	DIVYA P	726	69.16%